



## City of Derby Academy Key Stage 4 Results 2023

### Progress 8 score

The academic progress that pupils make from the end of key stage 2 to the end of key stage 4. This is based on 8 qualifications.

The banding for this school or college is 'well below average' because the score is lower than -0.5 and the entire confidence interval is below 0.

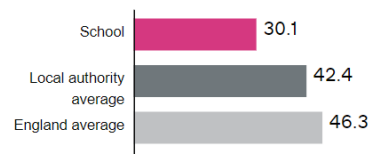
**Banding** WELL BELOW AVERAGE

**Score** -0.8

**Confidence interval** ? -1.02 to -0.57

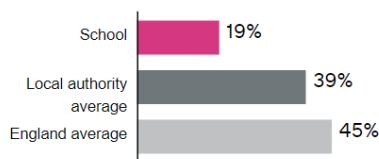
### Attainment 8

Schools get a score based on how well pupils have performed in up to 8 qualifications.



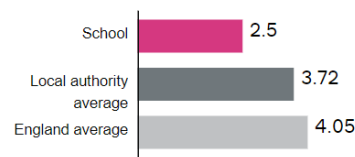
### Grade 5 or above in English & maths GCSEs

This tells you the percentage of pupils who achieved grade 5 or above in English and maths GCSEs.



### EBacc average point score

The EBacc average points score calculates a pupil's average point scores across the 5 pillars of the English Baccalaureate.



### Staying in education or entering employment

This shows the number of pupils who either stayed in education or went into employment after finishing key stage 4 (after year 11, usually aged 16).



School leavers 2021

City of Derby Academy (QEGSMAT)	2017/18	2018/19	COVID		2021/22	2022/23
			2019/20	2020/21		
Progress 8	-0.63	-0.51			-0.32	-0.80
Attainment 8	31.24	33.12	36	35	36.61	30.1
Grade 5 or above in English & Maths	17%	17%	21	25	23%	19%
Grade 4 or above in English & Maths	33%	40%	42	50	39%	35%
Ebacc average point score	2.83	3.10	3.2	3.3	3.18	2.50
Staying in education / employment	TBC	91%*	86%	83%	97.5%*	TBC

\* Derby City Council data

## Use 2022/23 school and college performance data with caution

School performance data for the 2022/23 academic year should be used with caution given the ongoing impacts of the COVID-19 pandemic, which affected individual schools and pupils differently.

School performance data should be considered alongside a range of other information about the school, which could include looking at school websites, reading Ofsted reports, and speaking to the school directly. Conclusions should not be drawn on a single piece of data alone.

### KS4 performance data

Performance measures based on qualification results from 2022/23 cannot be directly compared to measures from 2021/22. This is because a different grading approach was used in 2021/22, to take account of the impact of the pandemic.

In 2022/23 there was a return to pre-pandemic standards for GCSEs, AS and A levels, with protection built into the grading process to recognise the disruption that students have faced. For VTQs that are taken alongside, or instead, of GCSEs and A levels, there was also a return to pre-pandemic standards in 2022/23. For many students, results from 2021/22 adapted assessments were used towards qualifications in 2022/23.